Поглед А – А
View A – A

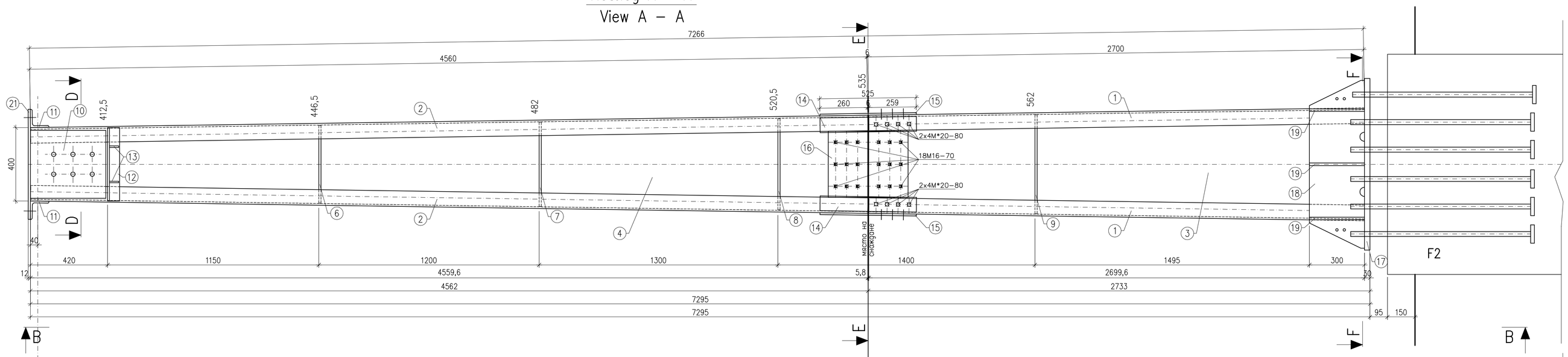

Разрез F –F
Section F – F

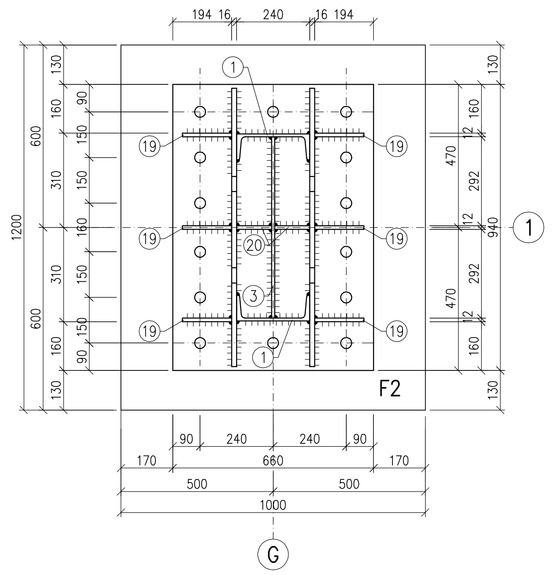

Поглед В – В
View B – B

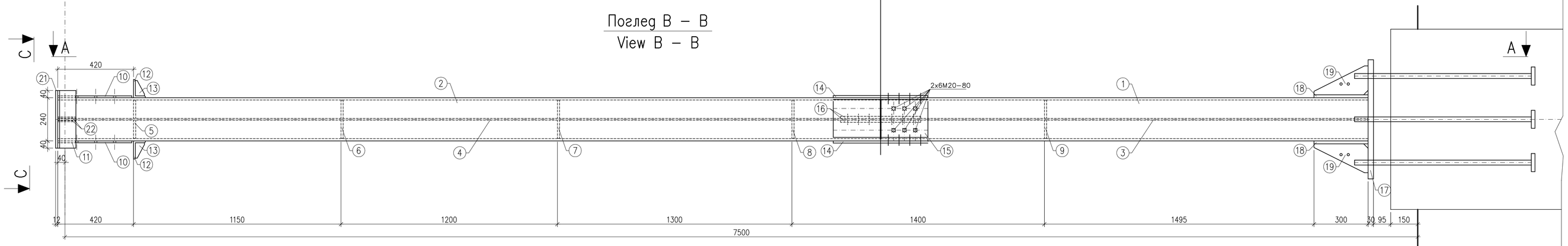

Позиция 17 – ⌀ 30
Position 17

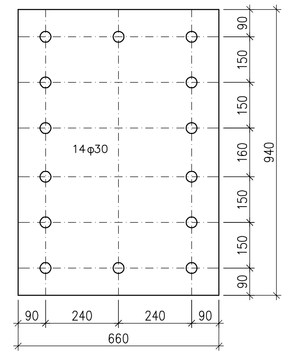

Позиция 18 – ⌀ 16
Position 18 – ⌀ 16

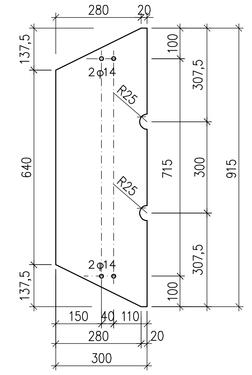

Позиции 4 – ⌀ 10
Position 4 – ⌀ 10

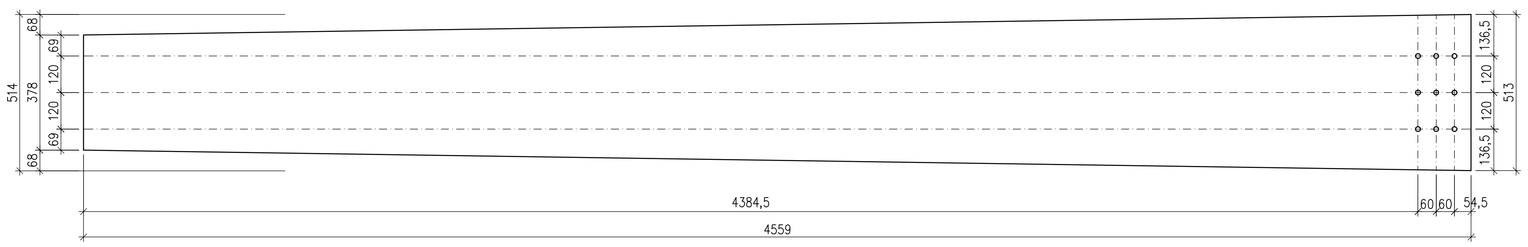

Позиции 3 – ⌀ 10
Position 3 – ⌀ 10

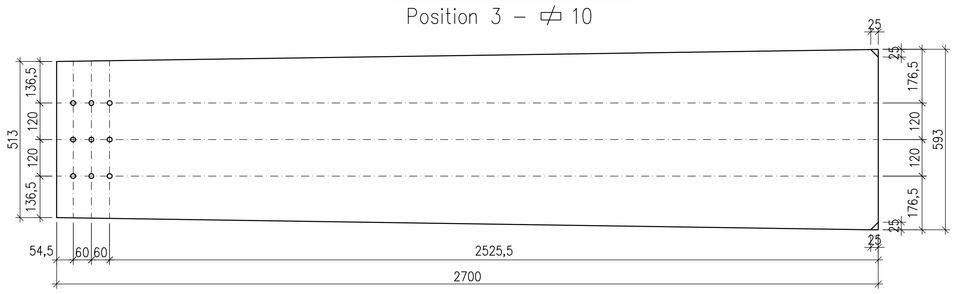

Позиция 19 – ⌀ 12
Position 19 – ⌀ 12

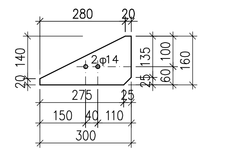

Позиция 20 – ⌀ 12
Position 20 – ⌀ 12

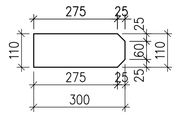

Разрез С – С
Section C – C

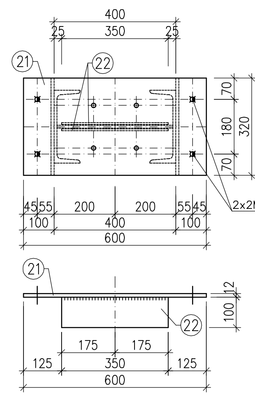

Детайл за окачване на ригела
Beam to the column fixing

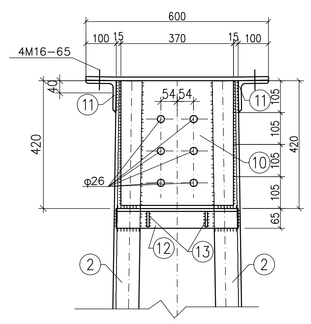

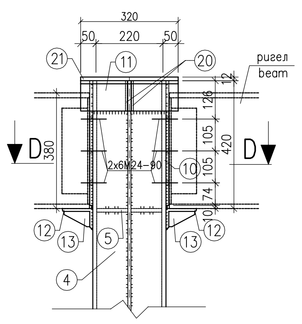

Снаждане на колоната
Column splicing

Разрез G – G
Section G – G

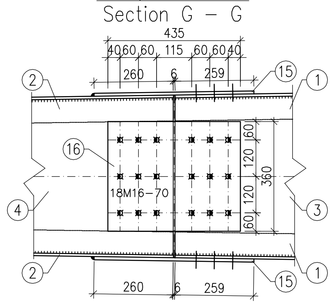

Позиция 16– ⌀10
Position 16

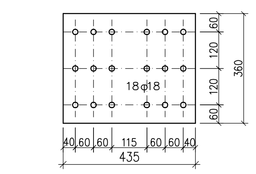

Позиция 11 – L100.100.10
Position 11 – L100.100.10

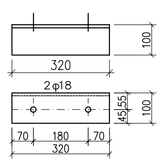

Позиция 10 – ⌀ 10
Position 10 – ⌀ 10

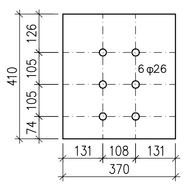

Разрез D – D
Section D – D

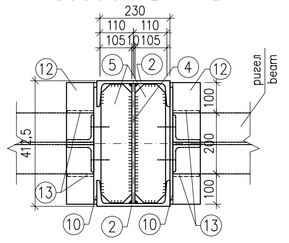

Поглед А – А
View A – A

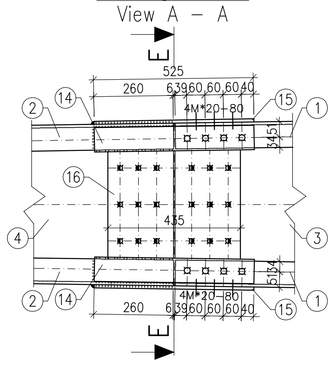

Разрез Е – Е
Section E – E

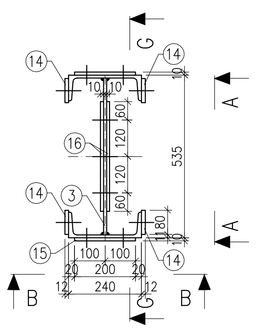

Позиция 1 – UPN 220
Position 1 – UPN 220

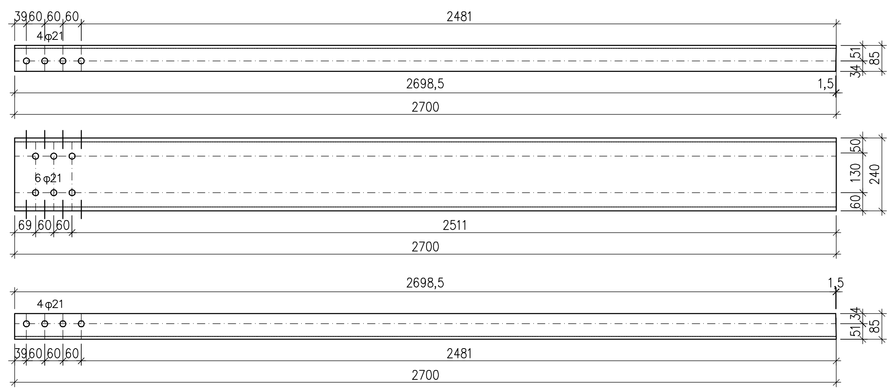

Позиция 14 – ⌀ 12
Position 14

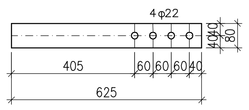

Позиция 15– ⌀ 10
Position 15

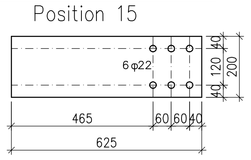

LEGEND / ЛЕГЕНДА:

*	болт / bolt M12
**	болт / bolt M16
***	болт / bolt M20
****	болт / bolt M24
*****	болт / bolt M27
× × × ×	weld assembly / монтажна заварка
|||||||||||	welding factory / заводска заварка

ЗАБЕЛЕЖКИ:

1. Преди монтажа всички стоманени конструкции да се почистят с твърда четка от ръжда и отделните елементи да се пошиват.
2. Всички заварки да се изпълнят от заварчици–паспортисти с ъш=6мм и да се изчука шлака преди пошиването.
   Крайщата на заваряваните детайли да се подготвят /фрезовани/ според изискванията на БДС 3112–72.
3. За всички елементи да се изпълни почистване и горещо поцинковане във ваня съгласно БДС EN ISO 1461 с дебелина на цинковото покритие 85 микрона.
4. За болтовете да се изпълни галванично поцинковане.
5. Болтовете се окомплектоват с 2 гайки и 1 шайба.
6. Болтовете означени с индекс М* се окомплектоват с 2 гайки, 1 шайба и 1 наклонена шайба.
7. Болтовете означени с индекс М** се окомплектоват с 2 гайки и и 2 наклонени шайби.
8. Да се извърши пробен монтаж в заводски условия.
9. Колоните се монтират върху фундамент F2

Notes:

1. Before installing all steel structures should be cleaned of the rust with a scraching brush and the individual elements should be galvanized.
2. Each welding should be performed by qualified welders.
   The weld must be 6mm in thikness.
   Clean the slag before zinc–coating.
   The ends of welded parts to be prepared according to the requirements of BDS 3112–72.
3. For every element should be done – cleaning and hot dip galvanized in. bathtubs thickness of the zinc coating 85 microns.
4. All bolts shall be galvanized.
5. Bolts are assembled with 2 nuts and 1 washer.
6. Bolts indicated by index M* should be assembled with 2 nuts, 1 washer and 1 inclined washer.
7. Bolts indicated by index M** should be assembled with 2 nuts and 2 inclined washer.
8. It should be done a trail installation in work conditions.
9. Columns are mounted on foundation F2

Позиции 21 – ⌀ 12
Position 21 – ⌀ 12

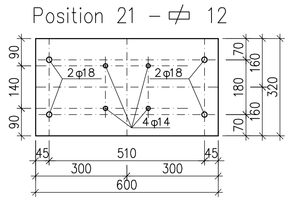

Позиции 5–9 – ⌀ 12
Positions 5–9 – ⌀ 12

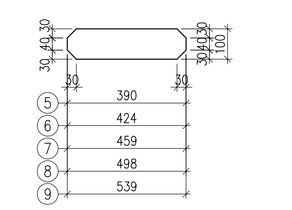

Позиция 12 – L100.65.10
Position 12 – L100.65.10

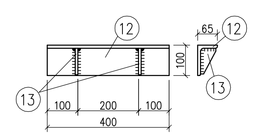

Позиция 13 – ⌀ 8
Position 13 – ⌀ 8

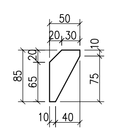

Total / Всичко				1253.15			
	washer/ шайба Жидкотина M20	16	0.06	0.96		DIN 434	
	washer/шайба M20	16	0.022	0.36		EN ISO 887	
	nut/гайка M20–8	32	0.064	2.05		EN ISO 4032	
	bolt/болт M*20x80–8.8	16	0.26	4.16		EN ISO 4014	
	washer/шайба M20	12	0.022	0.27		EN ISO 887	
	nut/гайка M20–8	24	0.064	1.54		EN ISO 4032	
	bolt/болт M20x80–8.8	12	0.26	3.12		EN ISO 4014	
	washer/шайба M16	18	0.011	0.20		EN ISO 887	
	nut/гайка M16–8	36	0.033	1.19		EN ISO 4032	
	bolt/болт M16x70–8.8	18	0.14	2.52		EN ISO 4014	
	washer/шайба M16	4	0.011	0.05		EN ISO 887	
	nut/гайка M16–8	8	0.033	0.27		EN ISO 4032	
	bolt/болт M16x65–8.8	4	0.132	0.53		EN ISO 4014	
25	electrodes/електроди E 42 5B 42 H5			23.76		EN ISO 2560	
22	⌀ 6x100	350	2	1.65	3.30	S235JR G2	EN 10056	—
21	⌀ 12x320	600	1	18.09	18.09	S235JR G2	EN 10056	с отвори with holes
20	⌀ 12x110	300	2	3.11	6.22	S235JR G2	EN 10056	to be cut/изрязва се
19	⌀ 12x160	300	6	4.52	27.12	S235JR G2	EN 10056	to be cut/изрязва се
18	⌀ 16x300	915	2	34.48	68.96	S235JR G2	EN 10056	to be cut/изрязва се with holes/с отвори
17	⌀ 30x660	940	1	146.11	146.11	S355JR G2	EN 10056	с отвори with holes
16	⌀ 10x360	435	2	12.30	24.60	S235JR G2	EN 10056	с отвори with holes
15	⌀ 10x200	625	2	9.82	19.64	S235JR G2	EN 10056	с отвори with holes
14	⌀ 12x80	625	4	4.71	18.84	S235JR G2	EN 10056	с отвори with holes
13	⌀ 8x50	85	4	0.27	1.08	S235JR G2	EN 10056	изрязва се to be cut
12	L 100.65.10	400	2	4.92	9.84	S235JR G2	EN 10056	—
11	L 100.100.10	320	2	4.80	9.60	S235JR G2	EN 10056	с отвори with holes
10	⌀ 10x370	410	2	11.91	23.82	S235JR G2	EN 10051	изрязва се to be cut
9	⌀ 12x100	539	2	5.08	10.16	S235JR G2	EN 10051	изрязва се to be cut
8	⌀ 12x100	498	2	4.70	9.40	S235JR G2	EN 10051	изрязва се to be cut
7	⌀ 12x100	459	2	4.33	8.66	S235JR G2	EN 10051	изрязва се to be cut
6	⌀ 12x100	424	2	4.00	8.00	S235JR G2	EN 10051	изрязва се to be cut
5	⌀ 12x100	390	2	3.68	7.36	S235JR G2	EN 10051	изрязва се to be cut
4	⌀ 10x513	4559	1	183.60	183.60	S235JR G2	EN 10056	to be cut/изрязва се
3	⌀ 10x593	2700	1	125.69	125.69	S235JR G2	EN 10051	with holes/с отвори
2	UPN 240	4560	2	151.40	302.80	S235JR G2	EN 10025	—
1	UPN 240	2700	2	89.64	179.28	S235JR G2	EN 10025	to be cut/изрязва се
position позиция	section сечение	length дължина mm	pcs бр.	weight – kg маса – kg за 1 бр.	weight – kg маса – kg общо	steel стомана	standard стандарт	note забележка

СЪГЛАСУВАЛИ

Чрез	Име	Подпис
Технология (Първична комутация)	инж. Пенчев	
Технология (Вторична комутация)	инж. Гъмбова	
Геология	инж. Бонев	
ПБЗ	инж. Тодорова	
Пожарна безопасност	инж. Тодорова	
Възложител		

EL-TEST

Договор No. 4028/6.10.2017

Обект: Подстанция 110/20kV "Пълто", гр.Пловдив
Object: Substation 110/20kV "Lauta", Plovdiv

Клиент: "ЕВН България Електроразпределение" ЕАД
Customer: EVN Bulgaria

Подобект: Ново изходно поле в ОРУ 110kV
Subobject: New outgoing feeder 110kV

Ръководител проект: –
Project Manager: –

Раздел: А3
Section: А3

Том: 1
Part: 1

Date	06.2019	
Drawn	Kotева	
Designer	Kotева	
Approved	Тодорова	
Размер: Format:	A0	
Ред: работен проект Phase: detailed design		

Портал
Средна (вътрешна) колона – H=7,5м
Portal
Middle column – H=7,5m

No. 014

Част: Строително–конструктивна
Part: Civil work

Sheet 1 / 1

Мащаб: 1:10
Scale: 1:10

Име на файла: 463 03W 014 01 0 – F
Filename: 463 03W 014 01 0 – F

Ред: Row:	Забележка Remarks	Дата Date	Име Name
–	–	–	–

D:\20190614\1055-2 | \\server_21-46 Projects\46project\463\03\REVISION F\463 03W 014 01 0 – F.dwg